



2027 RUNNING SPRING/SUMMER OVERVIEW



CONTENT

FOOTWEAR	01	MOUNTAIN WEAR	19
RC TRAIL	02	MEN	20
ENDURANCE TRAIL	02	MEN ESCAPE	22
ENDURANCE GRAVEL	05	WOMEN	24
ENDURANCE ROAD	05	WOMEN ESCAPE	26
TRACTION MATTERS	07	LIFESTYLE	28
SHOES TECHNOLOGIES	08	MEN	29
SIZE CHART	08	WOMEN	31
RUNNING WEAR	09	JUNIOR	32
MEN RC	10	ACCESSORIES	33
MEN ENDURANCE	11	PACKS AND BAGS	34
WOMEN RC	13	POLES	40
WOMEN ENDURANCE	14	EYEWEAR	42
RUNNING ACCESSORIES	16		

SCOTT RUNNING

Why do you run? Is it to find out what your body is capable of? To connect with the outdoors? To escape? To seek? To feel like the best version of yourself? The truth is, it doesn't matter. Running is in you, and when the trail is calling, you answer without a second thought. It's not so different from designing and building the perfect running shoe. In order to make great products, we have to be as curiously passionate about the trail and road, as patient about the training and as filled with dedication as the runners we make shoes for. When we obsess about how to make a shoe lighter, more breathable or more comfortable, we aren't doing it so we can announce it in a catalog. We're doing it because we love running in great shoes just as much as you do. Call it selfish. But we figure if we fall in love with a running shoe... you will too.

A close-up, low-angle shot of a runner's legs and feet in mid-air, captured during a run on a rocky, dirt trail. The runner is wearing white socks with a small black logo and black and white running shoes with yellow accents. The background shows a rugged, rocky landscape with some greenery. The text "RUNNING FOOTWEAR OVERVIEW" is overlaid in white, bold, sans-serif font across the center of the image.

RUNNING FOOTWEAR OVERVIEW

RC TRAIL

SCOTT TRAIL RC MEN'S SHOE

426634

APPROX. WEIGHT: 205G
HEEL TO TOE DROP: 6MM



NEW



crag blue/safety yellow

SCOTT TRAIL RC WOMEN'S SHOE

426635

APPROX. WEIGHT: 175G
HEEL TO TOE DROP: 6MM



NEW



crag blue/safety yellow

ENDURANCE TRAIL

SCOTT KINABALU TRAIL SHOE

425103

APPROX. WEIGHT: 250G
HEEL TO TOE DROP: 8MM



NS

NS

NS

NS



black/bright white



luminous blue/black



fog grey/signal orange



portobello beige/cream beige

SCOTT KINABALU TRAIL WOMEN'S SHOE

425104

APPROX. WEIGHT: 220G
HEEL TO TOE DROP: 8MM



NS

NS

NS



black/bright white



mint blue/crag blue



cream beige/maize yellow

SCOTT KINABALU TRAIL GORE-TEX
SHOE

425105

APPROX. WEIGHT: 270G
HEEL TO TOE DROP: 8MM



wood grey/black

crag blue/black

SCOTT KINABALU TRAIL GORE-TEX
WOMEN'S SHOE

425106

APPROX. WEIGHT: 240G
HEEL TO TOE DROP: 8MM



wood grey/black

clay purple/smoke pink

SCOTT KINABALU ULTRA SHOE

425101

APPROX. WEIGHT: 270G
HEEL TO TOE DROP: 7MM



mist blue/crag blue

cream beige/portobello
beige

SCOTT KINABALU ULTRA
WOMEN'S SHOE

425102

APPROX. WEIGHT: 240G
HEEL TO TOE DROP: 7MM



clay purple/smoke pink

maize yellow/cream
beige

SCOTT KINABALU MTN SHOE

425112

APPROX. WEIGHT: 280G
HEEL TO TOE DROP: 10MM



black/clay purple

*portobello beige/cream
beige*

SCOTT KINABALU MTN WOMEN'S SHOE

425114

APPROX. WEIGHT: 240G
HEEL TO TOE DROP: 10MM



mist blue/crag blue

*maize yellow/cream
beige*

SCOTT KINABALU MTN GTX SHOE

425113

APPROX. WEIGHT: 295G
HEEL TO TOE DROP: 10MM



crag blue/black

low green/slate grey

SCOTT KINABALU MTN GTX WOMEN'S SHOE

425115

APPROX. WEIGHT: 265G
HEEL TO TOE DROP: 10MM



clay purple/black

*portobello beige/cream
beige*

ENDURANCE GRAVEL

SCOTT PURSUIT GRAVEL SHOE

424238

APPROX. WEIGHT: 285G
HEEL TO TOE DROP: 9MM



CO

CO

NS

NS



indigo blue/deep blue

banana yellow/indigo blue

rapid red/deep blue

lapis blue/indigo blue

SCOTT PURSUIT GRAVEL WOMEN'S SHOE

424239

APPROX. WEIGHT: 255G
HEEL TO TOE DROP: 9MM



CO

CO

NS



lake blue/deep blue

cream beige/apricot pink

cascade blue/lake blue

ENDURANCE ROAD

SCOTT PURSUIT MAX MEN'S SHOE

426630

APPROX. WEIGHT: 285G
HEEL TO TOE DROP: 10MM



NEW

NEW

NEW



luminous blue/mist blue

bright white/radiant green

cream beige/signal orange

SCOTT PURSUIT MAX WOMEN'S SHOE

426631

APPROX. WEIGHT: 255G
HEEL TO TOE DROP: 10MM



NEW

NEW



bright white/vibrant purple

maize yellow/smoke pink

SCOTT PURSUIT RIDE 3 MEN'S SHOE

426632

APPROX. WEIGHT: 225G
HEEL TO TOE DROP: 8MM



NEW

NEW

NEW



mist blue/crag blue

cream beige/signal orange

bright white/mint blue

SCOTT PURSUIT RIDE 3 WOMEN'S SHOE

426633

APPROX. WEIGHT: 195G
HEEL TO TOE DROP: 8MM



NEW

NEW



bright white/maize yellow

mint blue/mist blue

SCOTT PURSUIT EXPLORE 2 SHOE

422575

APPROX. WEIGHT: 265G
HEEL TO TOE DROP: 8MM



CO

CO



bright white

black/bright white

SCOTT PURSUIT EXPLORE 2 WOMEN'S SHOE

422576

APPROX. WEIGHT: 235G
HEEL TO TOE DROP: 8MM



CO

CO



bright white

black/bright white



INDEX

GLOSSARY
SIZE CHARTS
TECHNOLOGIES

TRACTION MATTERS

TRACTION IN RUNNING IS THE FRICTION BETWEEN AN OUTSOLE AND THE SURFACE.

Whereas grip describes a static state, traction is characterized by the active balance of foothold in motion which is essential to run efficiently. Depending on the surface and type of runner an outsole must display different properties. By conducting scientific research projects with INDUSTRY-LEADING experts and our elite athlete team AS WELL AS DOING extensive field testing we are able to identify the requirements for an outsole to provide the best possible traction depending on its field of use.

TRACTION SOLUTIONS



RADIAL TRACTION

With a bite face for traction and an outer face that escapes mud the lugs are able to rotate through the surface while offering unparalleled traction in a 360 degree sphere. This outsole is for running in the most technical exposed mountain environments.



VERSATILE TRACTION

With its fully redesigned lugs the outsole bites into the different levels of rocks, roots and trail features to optimize the ground contact and enhance traction. This outsole is ideal for hardpack rolling trails.



ULTRA TRACTION

Our Ultra Traction outsole is designed specifically ultra races on fast rolling trails. Utilizing a semi radial design to give maximum efficiency in forward motion while maintain multi direction traction elements to keep you feeling confident when the trail starts to twist and turn. Our newest traction solution is best suited to fast, smooth summer trails of any distance at any speed.



FLAT TRACTION

The outsole features a large stable surface area in contact with the ground for optimal traction even in wet conditions. Designed to enhance efficient running on road and hardpack surfaces, it has high levels of durability.

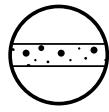


SHOES TECHNOLOGIES



KINETIC RACE FOAM

Kinetic Race Foam is our race-tuned TPU midsole technology, engineered with athletes to optimise race-day speed and efficiency. Delivering explosive energy return in a lightweight, precise package, it combines responsive cushioning with added stability at pace - so you get a fast, controlled ride when it matters most. Built for race day, without compromising durability.



KINETIC LIGHT FOAM

Kinetic light foam is our ever evolving proprietary foaming technology. Enhancing the properties of our existing high-rebound midsoles, this lightweight foam has even more rebound in an even lighter package. Soft, light and responsive, but with high levels of durability. You get more energy back so you can run faster for longer.



KINETIC NITROGEN FOAM

At SCOTT, we've spent years testing and refining our midsole technology to push the limits of comfort, rebound, and durability. Unlike traditional foams, our Kinetic Nitrogen Foam uses a supercritical foaming process to infuse nitrogen under precise heat and pressure. This creates a softer, lighter, and more responsive midsole with a more consistent ride in any temperature—whether it's freezing cold or scorching hot. The result? Unmatched cushioning, explosive energy return, and a smoother, more efficient run.



KINETIC FUSION FOAM

Kinetic Fusion™ is our latest proprietary foam technology, engineered in-house to deliver the ultimate balance of lightness, responsiveness, and durability. By fusing EVA and PEBAX, we've created a high-performance midsole that absorbs impact, returns energy, and maintains consistent feel in all temperatures. Designed for the trail but built for any run, it offers a smooth, propulsive ride that keeps you moving effortlessly, no matter the distance or conditions.



KINETIC FOAM

The SCOTT kinetic foam is a lightweight and very responsive foam. It returns 14% more energy than standard EVA (Ethylene-vinyl acetate) resulting in a plush but stable and more dynamic run. You get more energy back so you can run faster for longer.



GORE-TEX

For decades, GORE-TEX shoes have provided comfort and protection in all weather conditions. The microscopic pores of the GORE-TEX Membrane are impenetrable for rain and humidity but let sweat and heat escape, keeping your feet warm and dry. The result? Our GUARANTEE TO KEEP YOU DRY promise.



EVOLVED ROCKER2

Evolved Rocker2 builds on 10 years of continued R&D, creating our most efficient running platform yet. ER2 applies our advanced understanding of biomechanical principles to promote a more dynamic running position, reducing heel strike impacts and increasing running efficiency. Simply put, you can run faster for longer, with less energy.



EVOLVED ROCKER3

We have developed a new Rocker Technology, the ER3. While ER2 technology optimises impact control and an efficient running stride, ER3 adds a third plane; medio-lateral guidance. The geometry is designed to guide runners through their natural stride and provide support where needed.



VIBRAM TRACTION LUG

Vibram Traction Lug is an innovative, new design concept that focuses on the key element in traction - the shape of the lug. Thanks to athlete know-how, and the constant drive by Vibram to enhance grip and traction, Vibram's Traction Lug revolutionizes your run thanks to micro features which make a macro difference - field tested and athlete proven for you.



VIBRAM-MEGAGRIP

Vibram Megagrip is the high performance rubber compound that offers unparalleled grip properties on both dry and wet terrains. Extremely durable, it is the perfect solution to face long distances, Vibram Megagrip is up to any challenge and every kind of terrain - giving you confidence and control, while maintaining an optimal balance between stability and flexibility for ground adaptation.



VIBRAM LITEBASE

Vibram Litebase is the innovative technology designed by Vibram R&D team with the support of top in class athletes. Lightness is fundamental to conserving energy and enhance the performance: Vibram Litebase reduces 30% of the overall sole weight through a reduction of the sole thickness by 50%, while maintaining Vibram quality in grip, traction and durability.



MATRYX®

Combining lightness, breathability, resistance, support and sustainability in one package. MATRYX® delivers all of these properties. Each yarn is coated individually to prioritise resistance and guarantee long-term performance and safety every step of the way. This ensures you are prepared to tackle every type of terrain on the trails.

SIZE CHART FOOTWEAR

MEN														
USA	7.0	7.5	8.0	8.5	9.0	9.5	10.0	10.5	11.0	11.5	12.0	12.5	13.0	14.0
UK	6.0	6.5	7.0	7.5	8.0	8.5	9.0	9.5	10.0	10.5	11.0	11.5	12.0	13.0
EUR	40.0	40.5	41.0	42.0	42.5	43.0	44.0	44.5	45.0	45.5	46.0	47.0	47.5	48.5
JPN (CM)	25.0	25.5	26.0	26.5	27.0	27.5	28.0	28.5	29.0	29.5	30.0	30.5	31.0	32.0

WOMEN												
USA	5.5	6.0	6.5	7.0	7.5	8.0	8.5	9.0	9.5	10.0	10.5	11.0
UK	3	3.5	4.0	4.5	5.0	5.5	6.0	6.5	7.0	7.5	8.0	8.5
EUR	36	36.5	37.5	38.0	38.5	39.0	40.0	40.5	41.0	42.0	42.5	43.0
JPN (CM)	21.5	23.0	23.5	24.0	24.5	25.0	25.5	26.0	26.5	27.0	27.5	28.0

RUNNING WEAR OVERVIEW



ENDURANCE MEN

422757
ENDURANCE SL WATERPROOF MEN'S JACKET



black crag blue

422758
ENDURANCE SL WINDBREAKER MEN'S JACKET



black white

426365
ENDURANCE TECH WINDBREAKER MEN'S JACKET



black wood grey crag blue

426367
ENDURANCE TECH LONG-SLEEVE MEN'S TEE



black radiant green crag blue/mist blue

426369
ENDURANCE TECH SHORT-SLEEVE MEN'S TEE



radiant green mist blue/crag blue white/wood grey

426371
ENDURANCE TECH GRAPHIC SHORT-SLEEVE MEN'S TEE



white wood grey

426381
ENDURANCE DRI SHORT-SLEEVE MEN'S TEE



white clay purple

424284
ENDURANCE LT SHORT-SLEEVE MEN'S TEE



white clay purple radiant green luminous blue crag blue

422869
ENDURANCE LT MEN'S TANK



white luminous blue crag blue

422761
ENDURANCE SL WATERPROOF MEN'S PANTS



black

426376
ENDURANCE TECH MEN'S PANTS



black crag blue

422781
ENDURANCE TECH MEN'S FULL TIGHTS



black wood grey

422780
ENDURANCE TECH MEN'S HYBRID SHORTS



black wood grey/black crag blue/black radiant green/black

422763
ENDURANCE TECH MEN'S TIGHT SHORTS



black wood grey

426712
ENDURANCE LIGHTWEIGHT MEN'S HYBRID SHORTS



black luminous blue/black crag blue/black clay purple/black

421350
ENDURANCE VENTED MEN'S SHORTS



black clay purple crag blue

421349
ENDURANCE LT MEN'S SHORTS



black clay purple wood grey radiant green

ENDURANCE WOMEN

422765
ENDURANCE SL WATERPROOF WOMEN'S
JACKET



black crag blue

426366
ENDURANCE TECH WINDBREAKER WOMEN'S
JACKET



black white crag blue

426368
ENDURANCE TECH LONG-SLEEVE WOMEN'S TEE



black mist blue/crag blue luminous blue

426370
ENDURANCE TECH SHORT-SLEEVE WOMEN'S
TEE



clay purple mist blue/crag blue white/watermelon pink

414392
ENDURANCE WOMEN'S CROP TOP



black luminous blue crag blue

426372
ENDURANCE TECH GRAPHIC
SHORT-SLEEVE WOMEN'S TEE



maize yellow/portobello beige luminous blue/watermelon pink

426382
ENDURANCE DRI SHORT-SLEEVE
WOMEN'S TEE



white crag blue

422870
ENDURANCE LT SHORT-SLEEVE WOMEN'S TEE



white clay purple mist blue watermelon pink maize yellow

422871
ENDURANCE LT WOMEN'S TANK



clay purple mist blue watermelon pink

421358
ENDURANCE LT WOMEN'S BRA



black white

426377
ENDURANCE TECH WOMEN'S PANTS



black crag blue

422784
ENDURANCE TECH WOMEN'S FULL TIGHTS



black crag blue

422771
ENDURANCE TECH WOMEN'S TIGHT SHORTS



black luminous blue crag blue

414395
ENDURANCE WOMEN'S TIGHT SHORTS



black luminous blue crag blue

426713
ENDURANCE LIGHTWEIGHT WOMEN'S HYBRID SHORTS




black crag blue/black clay purple/black watermelon pink/black

421465
ENDURANCE VENTED WOMEN'S SHORTS



black clay purple crag blue

421367
ENDURANCE LT WOMEN'S SHORTS



black watermelon pink luminous blue crag blue

RUNNING ACCESSORIES OVERVIEW



RUNNING ACCESSORIES OVERVIEW

424771
ENDURANCE TECH 5-PANEL CAP



black/white luminous blue/
radiant green clay purple/crag
blue

424772
ENDURANCE CAP



black white clay purple

414438
ENDURANCE 5-PANEL CAP



black/white mist blue clay purple/wood
grey

426618
ENDURANCE TRUCKER CAP



black portobello beige luminous blue

426619
ENDURANCE VISOR



black white watermelon pink

408706
LT HEADBAND



light grey/white crag blue/mist blue clay purple/black

281228
PERFORMANCE NO
SHORTCUTS CREW SOCK



black/white white/black

281229
PERFORMANCE CORPORATE
CREW SOCK



black/white

275238
PERFORMANCE CREW SOCK



black/white white/black safety yellow

275239
PERFORMANCE QUARTER
SOCK



black/white white/black

275240
PERFORMANCE LOW SOCK



black white

409453
BLOCK STRIPE CREW SOCK



black/dark grey mist blue/radiant
green luminous blue/mist
blue crag blue/clay
purple white/mist blue

420111
RETRO CASUAL CREW SOCK (PACK 3)



black

white/black

luminous blue

275243
TRAIL CAMO CREW SOCK



white/black

dark grey/white

dark purple/white

MOUNTAIN WEAR OVERVIEW



MEN'S MOUNTAINWEAR OVERVIEW

421342
EXPLORAIR LIGHT DRYO 2.5 LAYER MEN'S JACKET



424665
EXPLORAIR LIGHT DRYO 2.5 LAYER PANTS



426322
EXPLORAIR LIGHT WINDBREAKER MEN'S JACKET




426324
EXPLORAIR LIGHT WINDBREAKER VEST



426475
EXPLORAIR MEN'S JOGGER



424734
EXPLORAIR LIGHT MEN'S PANTS



424735
EXPLORAIR LIGHT MEN'S SHORTS



424739
DEFINED LIGHT MEN'S HOODY



426703
DEFINED DRI WOOL LONG-SLEEVE MEN'S TEE



426327
DEFINED DRI WOOL SHORT-SLEEVE MEN'S TEE



424682
DEFINED DRI MEN'S TEE



MEN'S MOUNTAINWEAR ESCAPE OVERVIEW

424658
EXPLORAIR ESCAPE MEN'S JACKET



black wood grey crag blue/mist blue

424632
EXPLORAIR ESCAPE SHIRT



black portobello beige crag blue

424662
EXPLORAIR ESCAPE MEN'S SHORTS



black wood grey crag blue/mist blue

424659
EXPLORAIR ESCAPE LIGHTWEIGHT
WINDBREAKER MEN'S JACKET



black portobello beige mist blue/crag blue

424672
EXPLORAIR ESCAPE LIGHTWEIGHT MEN'S
SHORTS



black wood grey crag blue

426329
DEFINED DRI WOOL ESCAPE SHORT-SLEEVE MEN'S TEE



black clay purple portobello beige mist blue

WOMEN'S MOUNTAINWEAR OVERVIEW

421373
EXPLORAIR LIGHT DRYO 2.5 LAYER WOMEN'S JACKET



black clay purple maize yellow mist blue/crag blue

424665
EXPLORAIR LIGHT DRYO 2.5 LAYER PANTS



black

426323
EXPLORAIR LIGHT WINDBREAKER WOMEN'S JACKET



watermelon pink luminous blue crag blue mist blue/crag blue portobello beige/clay purple

426324
EXPLORAIR LIGHT WINDBREAKER VEST



black portobello beige radiant green mist blue/crag blue

426702
EXPLORAIR WOMEN'S JOGGER



black clay purple portobello beige

424737
EXPLORAIR LIGHT WOMEN'S PANTS



black portobello beige crag blue

424738
EXPLORAIR LIGHT WOMEN'S SHORTS



black clay purple portobello beige watermelon pink crag blue

414482
DEFINED LIGHT WOMEN'S HOODY



clay purple mist blue watermelon pink maize yellow black

426328
DEFINED DRI WOOL SHORT-SLEEVE WOMEN'S TEE



white portobello beige crag blue maize yellow



424681
DEFINED DRI WOMEN'S TEE



clay purple mist blue watermelon pink luminous blue maize yellow

424680
DEFINED WOMEN'S TEE



clay purple mist blue watermelon pink luminous blue maize yellow

424679
DEFINED LIGHTWEIGHT WOMEN'S TANK



clay purple watermelon pink luminous blue maize yellow

WOMEN'S MOUNTAINWEAR ESCAPE OVERVIEW

424861
EXPLORAIR ESCAPE WOMEN'S JACKET



clay purple portobello beige mist blue

426332
EXPLORAIR ESCAPE SHIRT



black portobello beige crag blue

424661
EXPLORAIR ESCAPE WOMEN'S SHORTS



clay purple portobello beige mist blue

424660
EXPLORAIR ESCAPE LIGHTWEIGHT
WINDBREAKER WOMEN'S JACKET



clay purple mist blue maize yellow

424673
EXPLORAIR ESCAPE LIGHTWEIGHT WOMEN'S
SHORTS



black clay purple crag blue

426330
DEFINED DRI WOOL ESCAPE SHORT-SLEEVE WOMEN'S TEE



maize yellow clay purple mist blue



LIFESTYLE WEAR OVERVIEW

MEN'S LIFESTYLE WEAR OVERVIEW

426484
MEN'S CREWNECK



black portobello beige crag blue

426757
ICON LONG-SLEEVE MEN'S HOODY



black portobello beige mist blue crag blue

426758
NO SHORTCUTS LONG-SLEEVE MEN'S HOODY



black clay purple portobello beige crag blue

426486
CARGO MEN'S PANTS



black wood grey

426488
CARGO MEN'S SHORTS



black wood grey

419805
ICON MEN'S POLO



black portobello beige crag blue

424696
GRAPHIC LONG-SLEEVE TEE



black white clay purple mist blue



424712
GRAPHIC MEN'S TEE



clay purple black/mist blue crag blue white/luminous blue



424721
CASUAL MEN'S TEE



black white wood grey crag blue

426657
URBAN SHORT-SLEEVE MEN'S TEE



black white wood grey crag blue



426483
BACKPRINT SHORT-SLEEVE MEN'S TEE



black white portobello beige mist blue



425184
AUTHENTIC MEN'S TEE



black white



426138
CORPORATE LOGO MEN'S TEE



black white clay purple crag blue

289257
ICON MEN'S TEE



black white portobello beige luminous blue crag blue

289256
NO SHORTCUTS MEN'S TEE



black portobello beige mist blue luminous blue

408643
RAIN COAT FT
MEN'S JACKET



black/grey

WOMEN'S LIFESTYLE WEAR OVERVIEW

426759
WOMEN'S HALFZIP



black clay purple mist blue

426760
ICON LONG-SLEEVE WOMEN'S HOODY



black clay purple mist blue crag blue

424696
GRAPHIC LONG-SLEEVE TEE



black white clay purple mist blue



424720
GRAPHIC WOMEN'S TEE



white black/white clay purple mist blue crag blue



426658
URBAN SHORT-SLEEVE WOMEN'S TEE



black white clay purple



426485
BACKPRINT SHORT-SLEEVE WOMEN'S TEE



black white mist blue maize yellow



425185
AUTHENTIC WOMEN'S TEE



black white

426139
CORPORATE LOGO WOMEN'S TEE



black white clay purple mist blue

425163
ICON WOMEN'S TEE



black white maize yellow

425162
NO SHORTCUTS WOMEN'S TEE



black white mist blue



JUNIOR LIFESTYLE WEAR OVERVIEW

426417
JUNIOR HOODY



black *clay purple* *mist blue* *crag blue*

426830
GRAPHIC SHORT-SLEEVE JUNIOR TEE



black *mist blue* *crag blue*

LIFESTYLE ACCESSORIES OVERVIEW

282117
5-PANEL CAP



black toast beige/black crag blue/mist blue

422194
FLAT BRIM CAP



black toast beige

424948
CLASSIC CAP



black dark blue cotton white mist blue

408971
MOUNTAIN CAP



black fir green mist blue

424960
BUCKET LIGHTWEIGHT HAT



black/white luminous blue portobello beige/clay purple

426697
CORDUROY CAP



black portobello beige

238137
SNAP BACK 10
CAP



black/white

262385
CAP SYNCROS
PRECISION



dark grey melange

422195
FLAT BRIM JUNIOR CAP



black toast beige

424949
CLASSIC
JUNIOR CAP



black

425370
TRAVEL 90
DUFFLE BAG



black

425369
TRAVEL 60 DUFFLE BAG



black/fog grey mist blue/crag blue clay purple/wood grey

425368
TRAVEL 40 DUFFLE BAG



black/fog grey mist blue/crag blue clay purple/wood grey



PACKS & BAGS OVERVIEW

RUNNING PACKS AND BAGS OVERVIEW

SCOTT RC PRO TR' 4 HYDRATION BACKPACK

421766

APPROX. WEIGHT: 130G
VOLUME: 4L



black

white/black

SCOTT RC PRO TR' 10 HYDRATION BACKPACK

421767

APPROX. WEIGHT: 146G
VOLUME: 10L



black

white/black

SCOTT ENDURANCE TR' 6 HYDRATION BACKPACK

426775

APPROX. WEIGHT: 270G
VOLUME: 6L



black

mist blue/black

clay purple/black

SCOTT ENDURANCE TR' 12 HYDRATION BACKPACK

426776

APPROX. WEIGHT: 280G
VOLUME: 12L



black

mist blue/black

clay purple/black

SCOTT ENDURANCE TR' 6 BACKPACK

424432

APPROX. WEIGHT: 210G
VOLUME: 6L



black

SCOTT ENDURANCE TR' 12
BACKPACK

424433

APPROX. WEIGHT: 220G
VOLUME: 12L



black

SCOTT RC LIGHT TR' 2 HYDRATION
BACKPACK

417956

APPROX. WEIGHT: 75G
VOLUME: 2L



black



fog grey/black

SCOTT TR' QUIVER

424843

APPROX. WEIGHT: 70G
VOLUME:



black/dark grey

SCOTT EVO TR' 2 HIP PACK

422310

APPROX. WEIGHT: 68G
VOLUME: 2L

CO



black/safety yellow

SCOTT ENDURANCE HYDRO TR' 1.5 HIP PACK

417962

APPROX. WEIGHT: 190G
VOLUME: 1.5L

CO

NS

CO



black

dust white

dust white/black

SCOTT ENDURANCE TR' 1 HIP PACK

417963

APPROX. WEIGHT: 90G
VOLUME: 1L

CO



dust white

SCOTT GEAR 60 BACKPACK

417997

APPROX. WEIGHT: 2100G
VOLUME: 60L



douglas green/black

SCOTT GEAR 40 BACKPACK

417996

APPROX. WEIGHT: 1540G
VOLUME: 40L



douglas green/black

SCOTT ULTRAFLASK 250 ML SOFT BOTTLE

417957

APPROX. WEIGHT: 28G
VOLUME: 0.25L



clear

SCOTT ULTRAFLASK 500 ML SOFT BOTTLE

289150

APPROX. WEIGHT: 36G
VOLUME: 0.5L



clear

SCOTT TRAIL LITE 8 BACKPACK

424627

APPROX. WEIGHT: 220G
VOLUME: 8L



black

portobello beige

crag blue

SCOTT TRAIL LITE 14 BACKPACK

424626

APPROX. WEIGHT: 310G
VOLUME: 14L



black

portobello beige/black

crag blue

SCOTT PATROL TOUR 28 BACKPACK

425725

APPROX. WEIGHT: 1290G
VOLUME: 28L



black

fluo orange

cyber grey

A photograph of two female trail runners on a gravel path. The runner in the foreground is wearing a white t-shirt, white shorts, a black hydration vest, and a white visor. She is using two black trekking poles. The runner in the background is also wearing a white t-shirt, light-colored shorts, and a black hydration vest, and is also using trekking poles. The text "RUNNING POLES OVERVIEW" is overlaid in white, bold, sans-serif font across the middle of the image.

RUNNING POLES OVERVIEW

RUNNING POLES OVERVIEW

SCOTT TRAIL ULTRA CARBON POLE

427797

SIZE: 115-135
APPROX. WEIGHT: 160G



black

SCOTT TRAIL ULTRA ALU POLE

427798

SIZE: 115-135
APPROX. WEIGHT: 200G



kaki green

SCOTT TREK CARBON POLES

420480

SIZE: 100-130
APPROX. WEIGHT: 198G



black

SCOTT TREK ALU POLES

420481

SIZE: 100-130
APPROX. WEIGHT: 248G



grey



RUNNING EYEWEAR OVERVIEW

RUNNING EYEWEAR OVERVIEW

425116
STRIDE LIGHT SENSITIVE SUNGLASSES



black / AMP LS gold
chrome S1-3

white / AMP LS gold
chrome S1-3

422591
STRIDE SUNGLASSES



black / AMP red chrome
S3

black / AMP green S1

white / AMP white
chrome S2

ultra blue / AMP beryl
blue chrome S3

translucent / AMP
lavender chrome S3

425117
STRIDE COMPACT LIGHT SENSITIVE
SUNGLASSES



black / AMP LS gold
chrome S1-3

white / AMP LS gold
chrome S1-3

422592
STRIDE COMPACT SUNGLASSES



black / AMP red chrome
S3

black / AMP green S1

white / AMP white
chrome S2

ultra blue / AMP beryl
blue chrome S3

light pink / AMP lavender
chrome S3

419429
TORICA LIGHT SENSITIVE SUNGLASSES



black / AMP LS gold
chrome S1-3

white matt / AMP LS gold
chrome S1-3

419496
TORICA SUNGLASSES



black / AMP extreme
black S4

black / AMP lavender
chrome S3

white matt / AMP white
chrome S2

translucent / AMP
green S1

ultra blue / AMP beryl
blue chrome S3

translucent purple / AMP
lavender chrome S3

289231
PRO SHIELD LIGHT SENSITIVE
SUNGLASSES



black / AMP LS gold chrome S1-3 white matt / AMP LS gold chrome S1-3

289232
PRO SHIELD SUNGLASSES



black / AMP extreme black S4 black / AMP red chrome S3 black / clear S0 white matt / AMP beryl blue chrome S3 ultra blue / AMP white chrome S2 light pink / AMP lavender chrome S3 translucent / AMP green S1

426691
BLADE LIGHT SENSITIVE SUNGLASSES



black / AMP LS gold chrome S1-3 white / AMP LS gold chrome S1-3

426692
BLADE SUNGLASSES



black / AMP red chrome S3 black / AMP green S1 white / AMP beryl blue chrome S3 ultra blue / AMP white chrome S2 prism purple / AMP lavender chrome S3

426693
BLADE COMPACT LIGHT SENSITIVE
SUNGLASSES



black / AMP LS gold chrome S1-3 white / AMP LS gold chrome S1-3

426694
BLADE COMPACT SUNGLASSES



black / AMP red chrome S3 black / AMP green S1 white / AMP beryl blue chrome S3 ultra blue / AMP white chrome S2 prism purple / AMP lavender chrome S3

289233
SPORT SHIELD LIGHT SENSITIVE
SUNGLASSES



black / AMP LS gold chrome S1-3 white matt / AMP LS gold chrome S1-3

281188
SPORT SHIELD SUNGLASSES



black / AMP extreme black S4 black / AMP red chrome S3 black / clear S0 vibrant purple / AMP lavender chrome S3 ultra blue / AMP beryl blue chrome S3 translucent / AMP green S1 black/neon blue / AMP beryl blue chrome S3

411122
RIFF POLARIZED SUNGLASSES



black / AMP polarized grey S3 tortoise red / AMP polarized grey S3

406042
RIFF SUNGLASSES



black / AMP grey S3 tortoise red / AMP grey S3 light pink / AMP grey S3 mist blue / AMP beryl blue chrome S3

411124
TUNE POLARIZED SUNGLASSES



black / AMP polarized grey S3 tortoise red / AMP polarized grey S3

266010
TUNE SUNGLASSES



black / AMP grey S3 black / AMP beryl blue chrome S3 tortoise red / AMP grey S3 mist blue / AMP beryl blue chrome S3

424012
STRIDE LENS



AMP LS gold chrome S1-3 AMP lavender chrome S3 AMP red chrome S3 AMP beryl blue chrome S3 AMP white chrome S2 AMP green S1

424013
STRIDE COMPACT LENS



AMP LS gold chrome S1-3 AMP lavender chrome S3 AMP red chrome S3 AMP beryl blue chrome S3 AMP white chrome S2 AMP green S1

420942
TORICA LENS



AMP LS gold chrome S1-3 AMP lavender chrome S3 AMP beryl blue chrome S3 AMP white chrome S2 AMP green S1 grey red chrome green chrome pink chrome

289236
PRO SHIELD LENS



AMP LS gold chrome S1-3 AMP lavender chrome S3 AMP red chrome S3 AMP beryl blue chrome S3 AMP white chrome S2 AMP green S1 clear S0

427767
BLADE LENS



AMP LS gold chrome S1-3 AMP red chrome S3 AMP white chrome S2 AMP green S1

427768
BLADE COMPACT LENS



AMP LS gold chrome S1-3 AMP red chrome S3 AMP white chrome S2 AMP green S1

281187
SPORT SHIELD LENS



AMP LS gold chrome S1-3 AMP lavender chrome S3 AMP red chrome S3 AMP beryl blue chrome S3 AMP green S1 clear S0







2027 RUNNING SPRING/SUMMER OVERVIEW

CONTACTS

IONE WALKER
GLOBAL RUNNING MARKETING LEAD
ione.walker@scott-sports.com